

Upcoming Course:

TMJ Pain MANAGEMENT
Online Masterclass

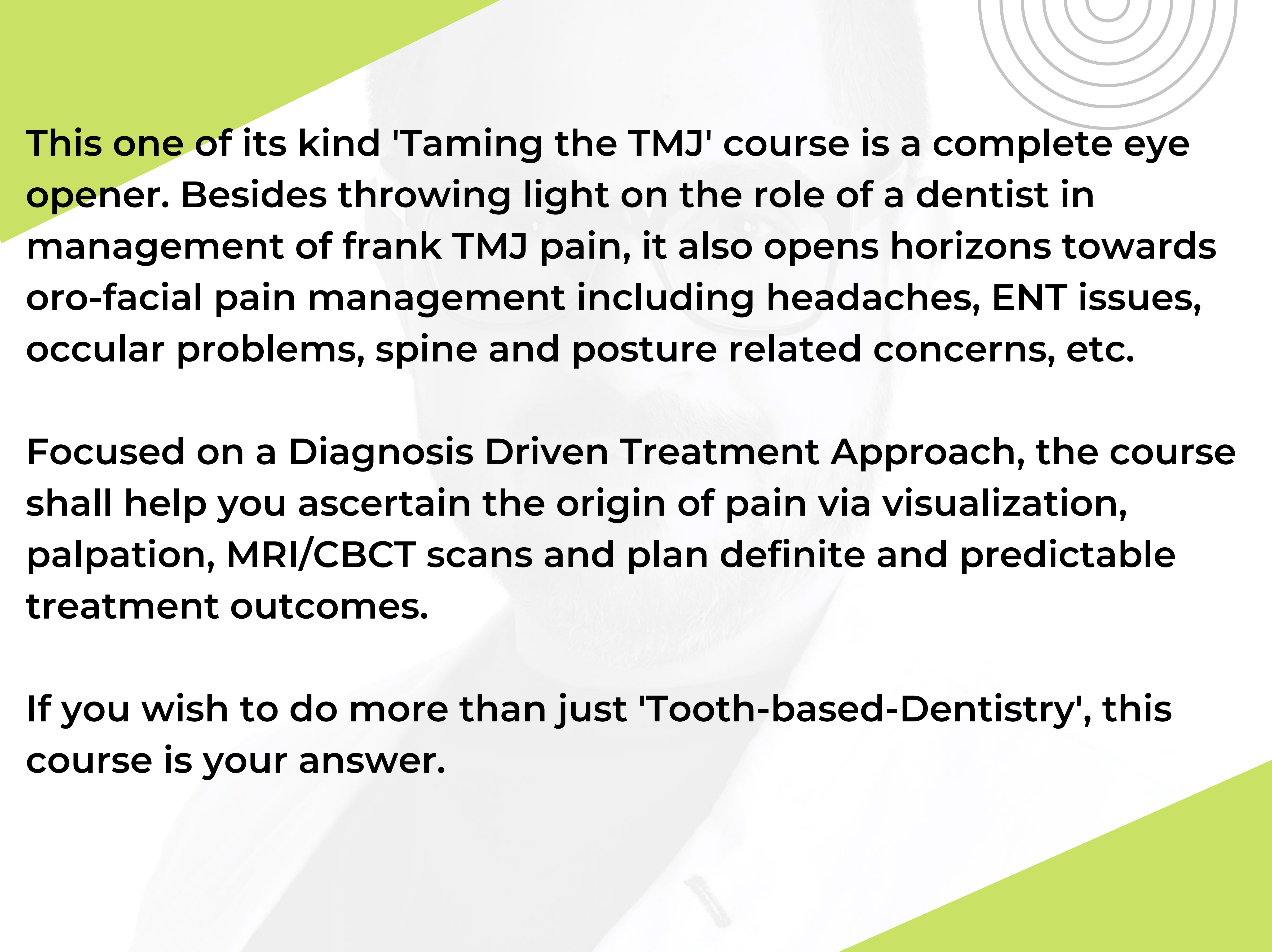
Feb 23rd, 24th, 25th, 26th 2022
1 PM to 5 PM (IST)

For Registration: +91 9833400664
www.mikdental.in

LECTURES
ANIMATIONS
PATIENT DEMONSTRATIONS

LIVE

Dr. Moez Khakiani



This one of its kind 'Taming the TMJ' course is a complete eye opener. Besides throwing light on the role of a dentist in management of frank TMJ pain, it also opens horizons towards oro-facial pain management including headaches, ENT issues, ocular problems, spine and posture related concerns, etc.

Focused on a Diagnosis Driven Treatment Approach, the course shall help you ascertain the origin of pain via visualization, palpation, MRI/CBCT scans and plan definite and predictable treatment outcomes.

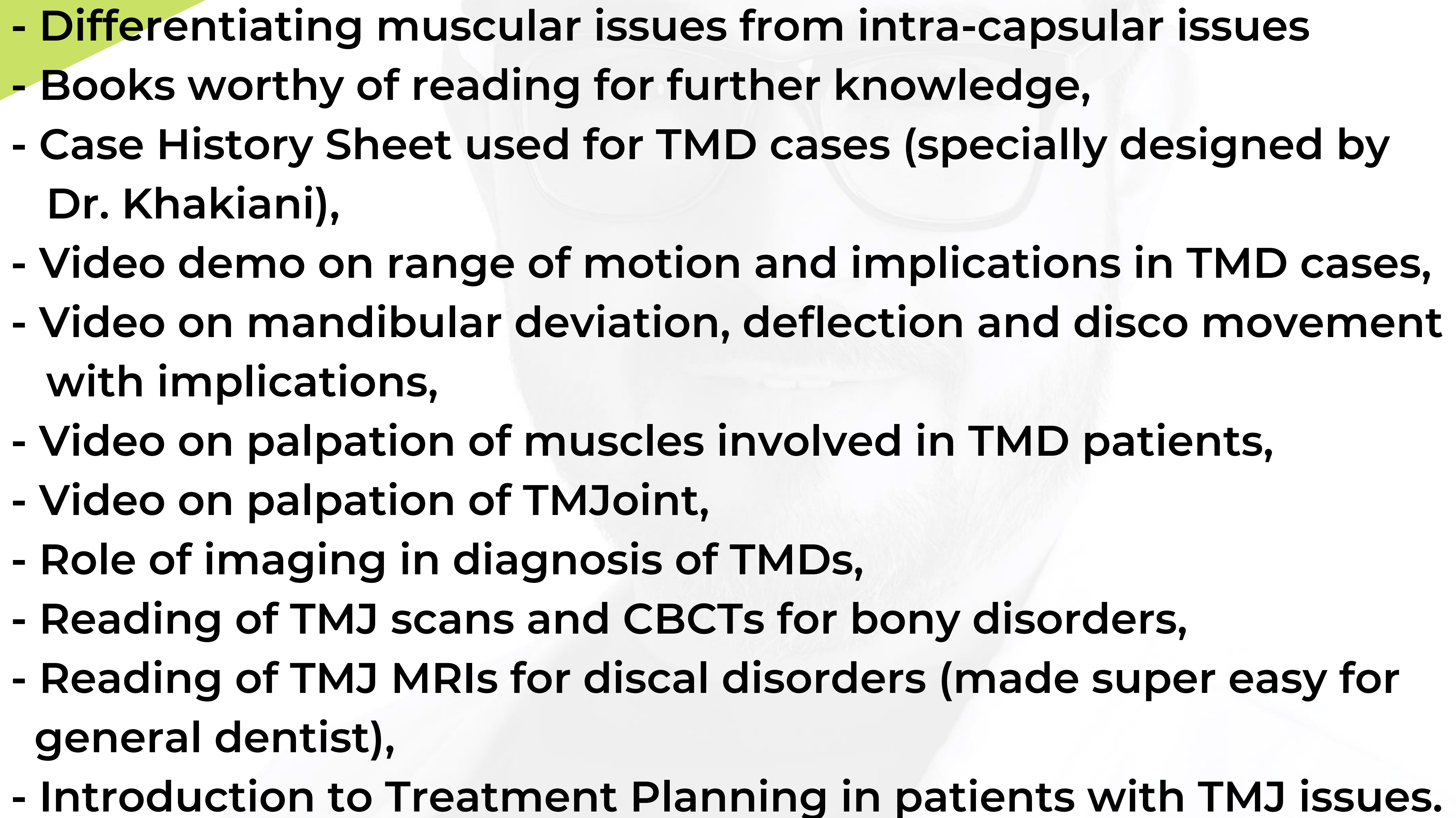
If you wish to do more than just 'Tooth-based-Dentistry', this course is your answer.

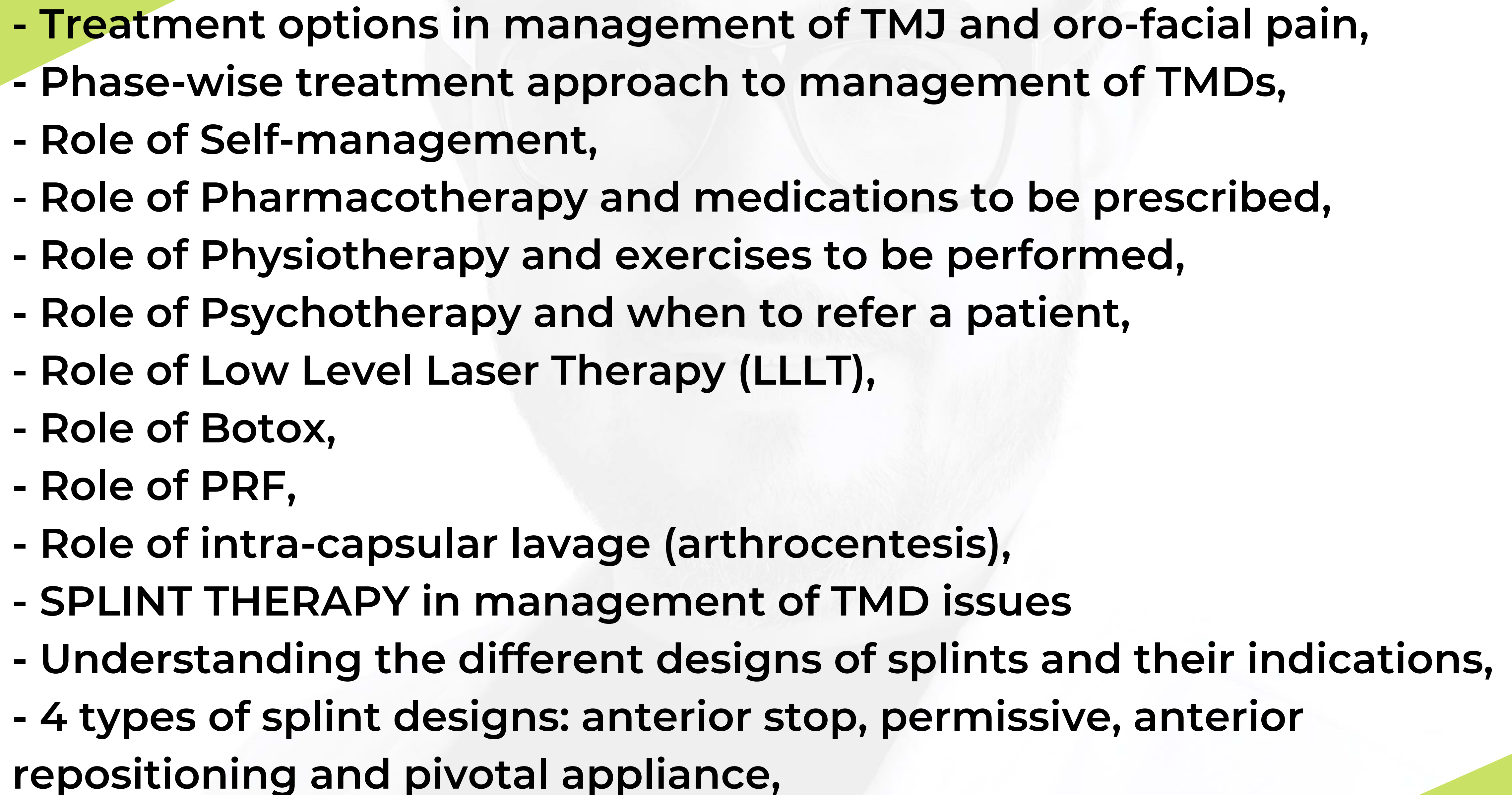
YOU WILL GET ANSWERS TO MULTIPLE QUESTIONS LIKE:

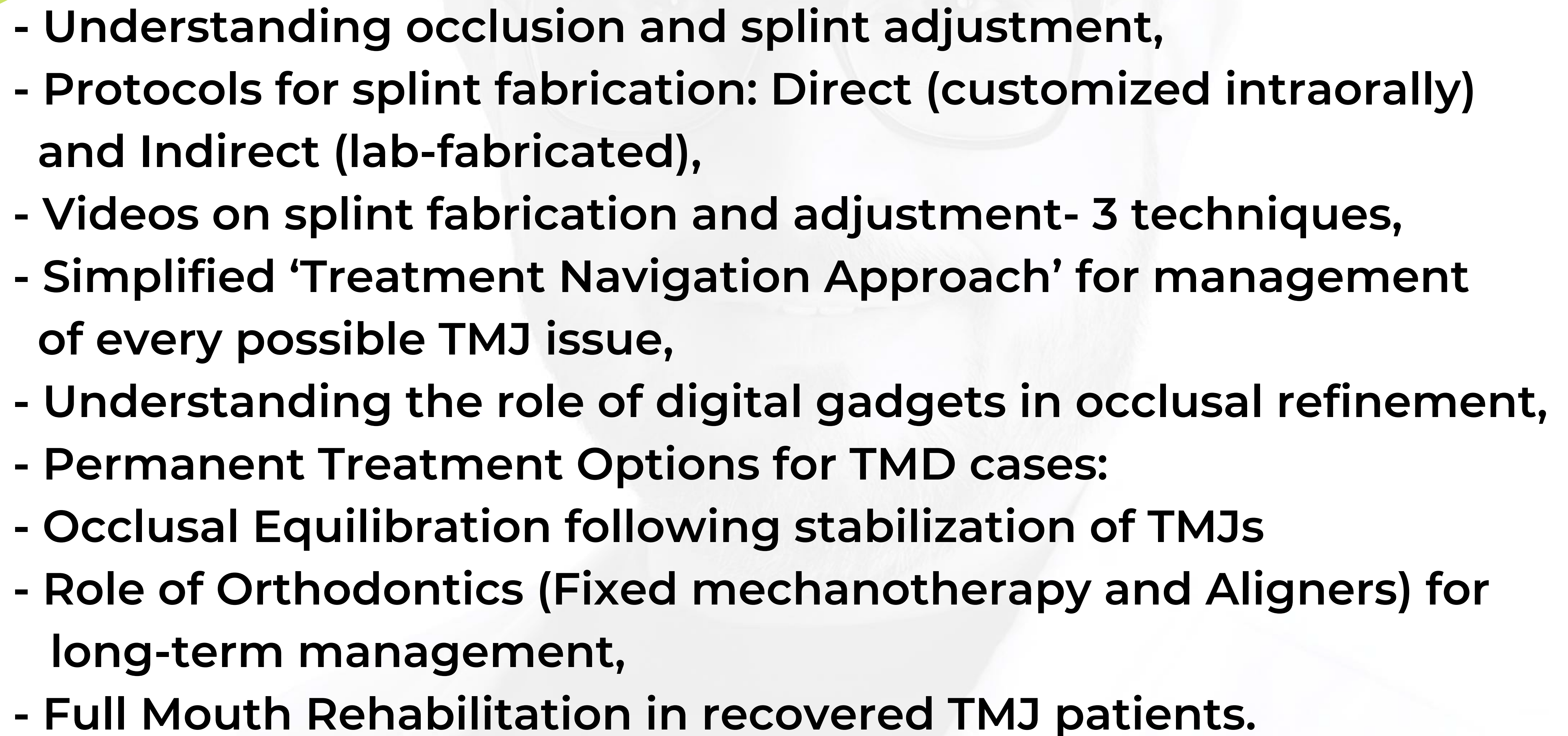
- How does the joint function and undergo dysfunction?
- How to manage clicking in the jaw joint?
- How to diagnose and differentiate a muscular issue from a true TMJ pathology?
- How to read a TMJ MRI and CBCT?
- How to reduce acute and severe pain associated with TMDs?
- How to manage chronic pain patients?
- How to incorporate referral practice?
- How to convince patients for treatment?
- How to design and fabricate splints?
- How to perform occlusal equilibration?
- What is role of orthodontics in TMD management?

TOPICS TO BE COVERED

- Introduction to TMJoint,
- Who can treat TMJ Pain,
- Who is your potential patient,
- Why is learning about TMDs so important for every dental practitioner,
- How to diagnose TMJoint issues,
- Introduction to the concept of Peaceful Neuromusculature,
- Understanding the TMJoint anatomy,
- Recognizing the interrelationship between TMDs and ENT issues,
- Understanding the 'Cascading Effect' of a traumatic bite,
- Understanding the etiology of TMJ disorders,
- Recognizing the role of adaptive capacity in cause-and-effect relationship,
- Understanding 'Joint Sounds- Click, Pop, Crepitus'
- Staging of TMJ breakdown,
- Recognizing the importance of early diagnosis and timely treatment,
- Understanding why more and more people are developing TMDs, especially at an early age,

- 
- Differentiating muscular issues from intra-capsular issues
 - Books worthy of reading for further knowledge,
 - Case History Sheet used for TMD cases (specially designed by Dr. Khakiani),
 - Video demo on range of motion and implications in TMD cases,
 - Video on mandibular deviation, deflection and disco movement with implications,
 - Video on palpation of muscles involved in TMD patients,
 - Video on palpation of TMJoint,
 - Role of imaging in diagnosis of TMDs,
 - Reading of TMJ scans and CBCTs for bony disorders,
 - Reading of TMJ MRIs for discal disorders (made super easy for general dentist),
 - Introduction to Treatment Planning in patients with TMJ issues.

- 
- **Treatment options in management of TMJ and oro-facial pain,**
 - **Phase-wise treatment approach to management of TMDs,**
 - **Role of Self-management,**
 - **Role of Pharmacotherapy and medications to be prescribed,**
 - **Role of Physiotherapy and exercises to be performed,**
 - **Role of Psychotherapy and when to refer a patient,**
 - **Role of Low Level Laser Therapy (LLLT),**
 - **Role of Botox,**
 - **Role of PRF,**
 - **Role of intra-capsular lavage (arthrocentesis),**
 - **SPLINT THERAPY in management of TMD issues**
 - **Understanding the different designs of splints and their indications,**
 - **4 types of splint designs: anterior stop, permissive, anterior repositioning and pivotal appliance,**

- 
- Understanding occlusion and splint adjustment,
 - Protocols for splint fabrication: Direct (customized intraorally) and Indirect (lab-fabricated),
 - Videos on splint fabrication and adjustment- 3 techniques,
 - Simplified 'Treatment Navigation Approach' for management of every possible TMJ issue,
 - Understanding the role of digital gadgets in occlusal refinement,
 - Permanent Treatment Options for TMD cases:
 - Occlusal Equilibration following stabilization of TMJs
 - Role of Orthodontics (Fixed mechanotherapy and Aligners) for long-term management,
 - Full Mouth Rehabilitation in recovered TMJ patients.

HANDS-ON

- Fabrication of ***Full Arch Permissive Splint*** with Anterior Guide Table and customization of the occlusal scheme using ideal articulating paper thickness and design (Direct technique).
- Fabrication of ***Anterior Repositioning Splint***.
- Fabrication of ***Pivotal Splint***.
- Customization of an ***Anterior Stop Appliance*** (Unwind MD) using self-cure acrylic resin.
- Recording bite using ***LeafGauge and BiteAI*** for lab fabricated Splints.

All participants will receive e-notes with actual slides from the course.

All participants will receive a personalized 'Certificate of Completion' at end of the course.

All hands-on participants will receive customized splints for their personal use (if needed).

Please Note : Hands - on date & fee to be announced during the live session.

REGISTRATION DETAILS

Registration	Lecture & Demo
Untill 31st Jan	Rs. 14,999/-
1st Feb onwards	Rs. 24,999/-

DATES & VENUE

Date - 23rd, 24th, 25th & 26th Feb 2022

Time - 1:00 PM to 5:00 PM (IST)

Venue - Live Online event

DR. HETAL - 911212912 | DR. SONI - 9833400664

Missed any part?

OR

BONUS



Wish to revise it?



**All sessions will be available
for viewing for 8 days after
the event !!!!**